



MAHATMA JYOTIBA FULE MAHAVIDYALAYA,
AMRAVATI

FEEDBACK ANALYSIS

2022-23





Website URL : <https://mjfamt.org/>

Feedback URL : <https://mjfamt.org/feedback/>

Mechanism

The Institution has created and formed a mechanism to obtain feedback, suggestions from Faculty, Students, and Stake holders to upgrade the syllabus relevant to present and new trend of fast changing academic inventions and concepts.

A **feedback committee** has been formed by the IQAC in which feedback forms are generated and the suggestions are obtained from **Faculty, Students, Alumni, Parents and Employers**. The feedback committee analyzes the feedback obtained from all and makes assessment of the same. It submits its recommendations for curriculum enrichment and up gradation to Principal and Board of Management for further action and to the University through university representatives and the members of Board of Studies.

Method

Feedback forms are distributed to Students, Parents, Alumni, Employers and Faculty by members of feedback committees; duly filled forms are collected, analyzed, assessed and report submitted to principal who hands it over to the Management for further action. Feedback collected is kept as quite confidential.

Thus the college obtains feedback from Students, Parents, Alumni, Employees and experts. The suggestions and ideas communicated by them are received and suitable suggestions are implemented.

[FEEDBACK FORM FOR EMPLOYER](#)

[FEEDBACK FORM FOR ALUMNI](#)

[FEEDBACK FORM FOR STUDENTS](#)

[FEEDBACK FORM FOR TEACHERS](#)





Student's Feedback Analysis

- **Category: Students' Feedback**
- **Total number of Students' recorded feedback: 166**
- **Total number of questions attempted: 12**
- **Feedback Type: Online**
-

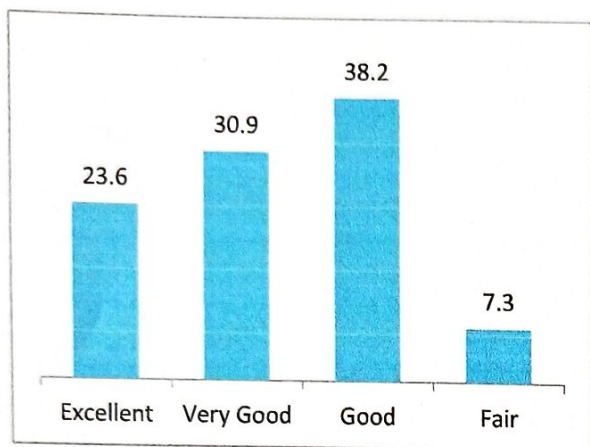
TABULAR ANALYSIS OF STUDENT'S FEEDBACK

Sr. No.	Question Asked	Option Chooses by the Students (In Percentage)			
		Excellent	Very Good	Good	Fair
1.	How do you rate Programme in terms of the curriculum syllabi in Different Semesters?	23.60	30.90	38.20	7.30
2.	How do you rate availability of the text and reference books in the library?	20.80	31.50	40.40	7.3
3.	How do you rate quality and relevance of the courses included into the curriculum?	19.10	35.40	38.20	7.3
4.	How do you rate ambience of the classrooms for effective delivery of the lectures?	24.90	33.30	33.30	8.5
5.	How do you rate courses in terms of their relevance to the latest and/or future technologies?	18.10	27.70	48.00	6.20
6.	How do you rate programs based on the assignment and quizzes conducted?	21.30	33.70	34.30	10.70
7.	How do you rate quality of the teaching in the Institution?	29.20	27.00	38.80	3.10
8.	How do you rate transparency of the evaluation system in the University?	18.60	37.30	36.20	7.9
9.	How do you rate co-curricular activities that help in getting Jobs and placements?	16.40	31.10	34.50	18.10
10.	How do you rate quality of teaching during the entire programme.	21.60	38.10	35.80	4.5
11.	How do you rate teacher's approach about your overall development?	34.70	28.40	34.10	2.8
12.	How do you rate Fairness of the internal evaluation process by the teachers?	25.30	33.10	36.00	5.60



GRAPHICAL REPRESENTATION OF RESPONSES

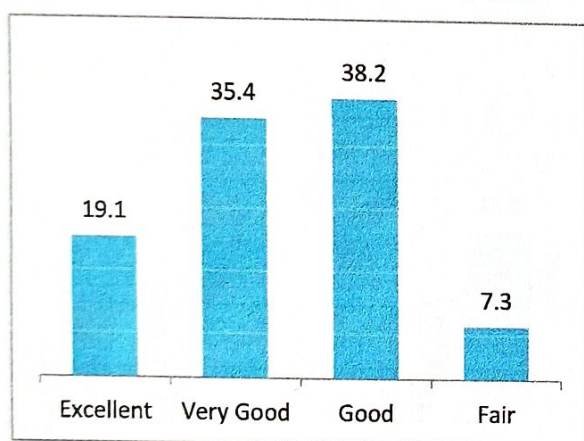
1. How do you rate Programme in terms of the curriculum syllabi in Different Semesters?



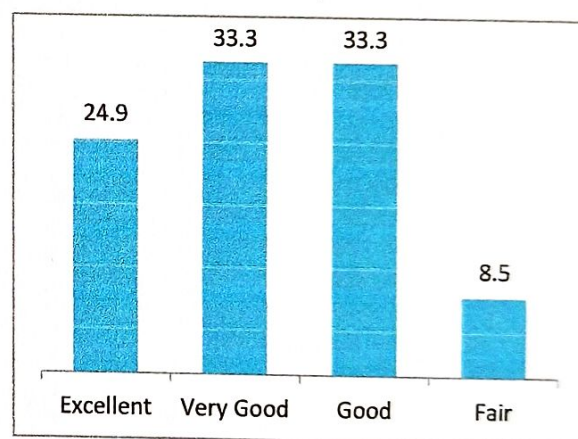
2. How do you rate availability of the text and reference books in the library?



3. How do you rate quality and relevance of the courses included into the curriculum?



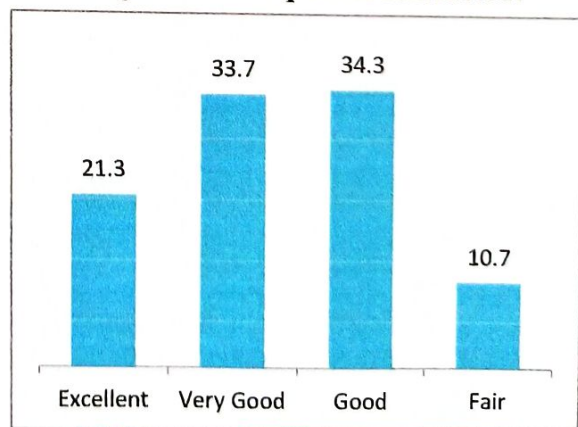
4. How do you rate ambience of the classrooms for effective delivery of the lectures?



5. How do you rate courses in terms of their relevance to the latest and/or future technologies?



6. How do you rate programs based on the assignment and quizzes conducted?





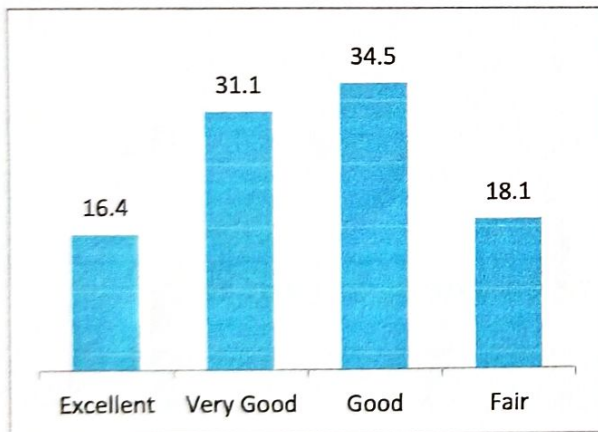
7. How do you rate quality of the teaching in the Institution?



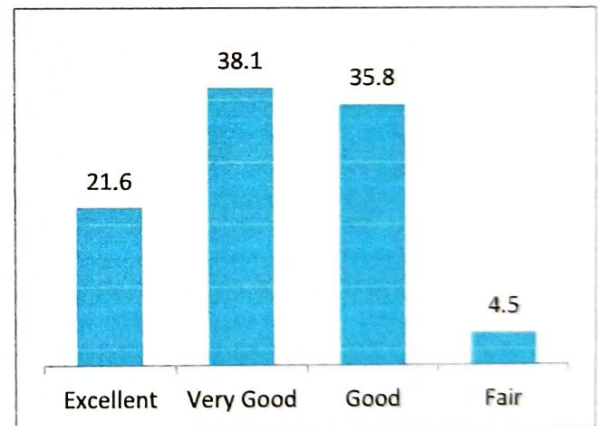
8. How do you rate transparency of the evaluation system in the University?



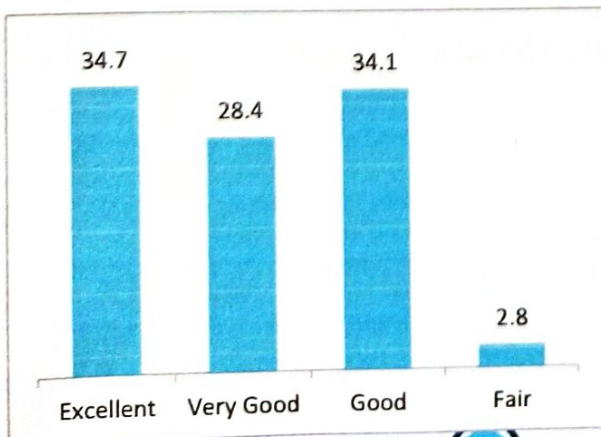
9. How do you rate co-curricular activities that help in getting Jobs and placements?



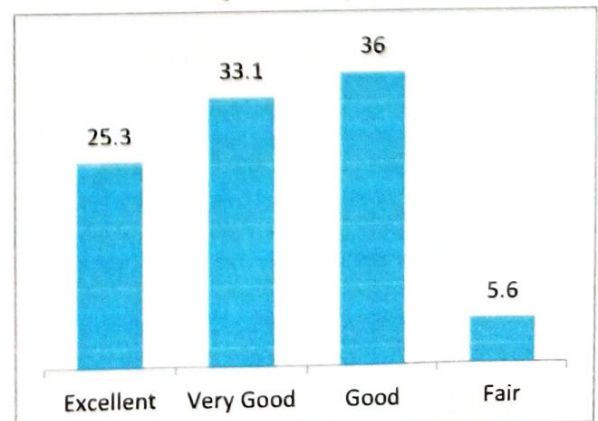
10. How do you rate quality of teaching during the entire programme.



11. How do you rate teacher's approach about your overall development?



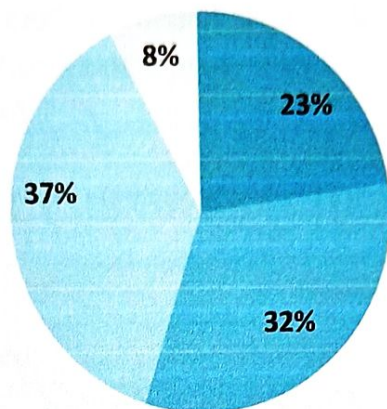
12. How do you rate Fairness of the internal evaluation process by the teachers?





Average Percentage of Each Response

■ Excellent ■ Very Good ■ Good ■ Fair



Observations of Student's Feedback Analysis

Sr. No.	Observation
1	Digital services should be improved within college campus.
2	Teacher should rely on both ICT as well as traditional teaching methods.
3	Need to focus on Campus placement services to students.



Teacher's Feedback Analysis

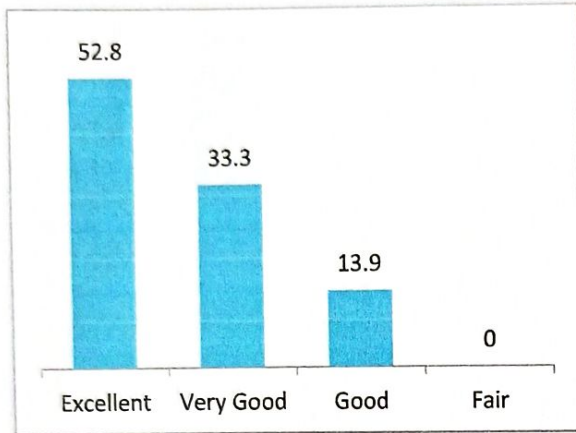
- Category: Teacher's Feedback
- Total number of Teacher's recorded feedback : 36
- Total number of questions attempted: 10
- Feedback Type: Online

TABULAR ANALYSIS OF TEACHER'S FEEDBACK

Sr. No.	Question Asked	Option Chooses by the Teachers (In Percentage)			
		Excellent	Very Good	Good	Fair
1.	How do you rate the quality and relevance of the courses included into the curriculum?	52.80	33.30	13.90	00
2.	How do you rate the student's ability to understand the course taught by you?	35.10	54.10	10.80	00
3.	How do you rate ambience of the University for effective delivery of the academic process?	32.46	54.10	13.5	00
4.	How do rate courses in terms of their relevance to the latest and/or the future technologies?	27.00	45.90	27	00
5.	How do rate the outcomes that your student has achieved from the courses.	43.20	43.20	13.50	00
6.	How do you rate the transformation of your students after the completion of the course?	43.20	43.20	13.50	00
7.	How do you rate the college activities that help your students in getting jobs and placements?	37.80	54.10	8.10	00
8.	How do you rate the transparency of the evaluation system in the University?	51.40	48.60	00	00
9.	Do students discuss assignments and problems with you?	51.40	35.10	13.50	00
10.	The curriculum is designed to promote student centric methods, such as experimental learning, participative learning and problem solving methodologies for enhancing learning experiences.	45.90	43.20	10.80	00

GRAPHICAL REPRESENTATION OF RESPONSES

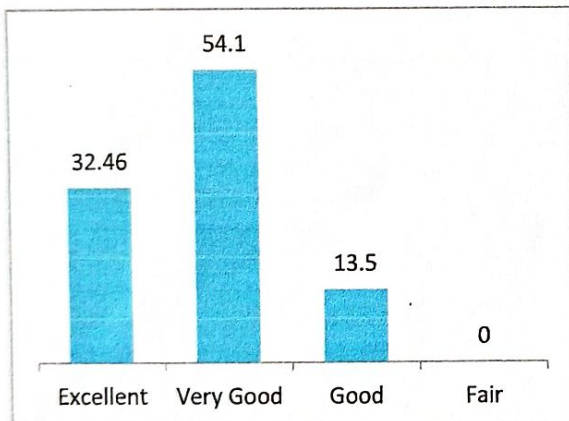
1. How do you rate the quality and relevance of the courses included into the curriculum?



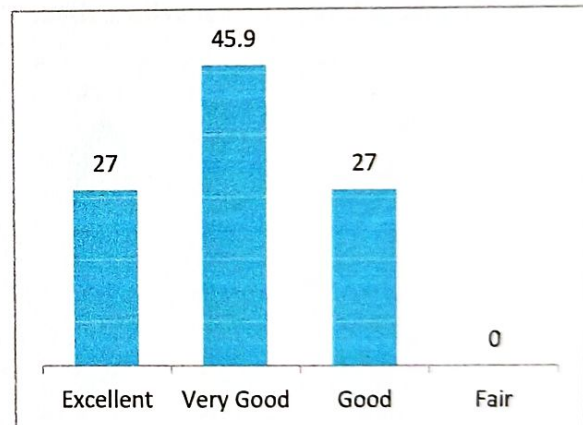
2. How do you rate the student's ability to understand the course taught by you?



3. How do you rate ambience of the University for Effective Delivery of the academic process?



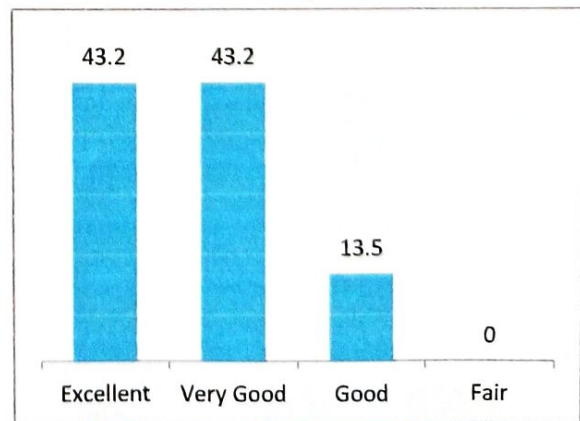
4. How do rate courses in terms of their relevance to the latest and/or the future technologies?



5. How do rate the outcomes that your student has achieved from the courses?

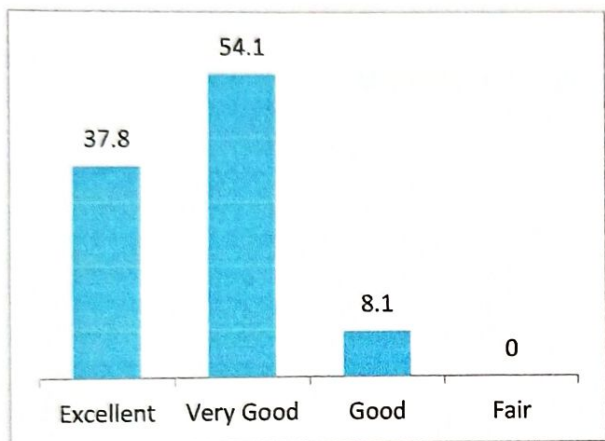


6. How do you rate the transformation of your students after the completion of the course?





7. How do you rate the college activities that help your students in getting jobs and placements?



8. How do you rate the transparency of the evaluation system in the University?



9. Do students discuss assignments and problems with you?

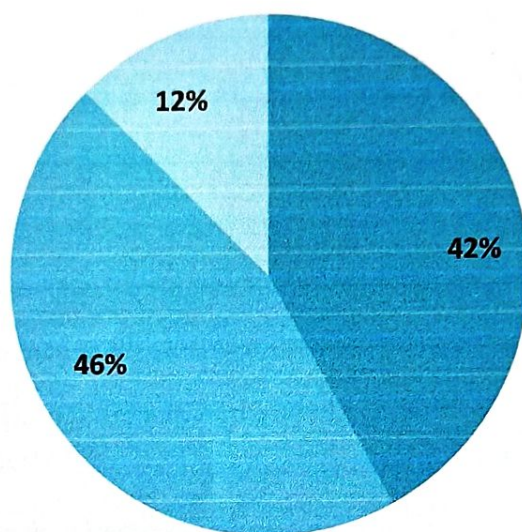


10. The curriculum is designed to promote student centric methods, such as experimental learning, participative learning and problem solving



Average Percentage of Each Response

■ Excellent
 ■ Very Good
 ■ Good
 ■ Fair



Observation from Teacher's Feedback Analysis

Sr. No.	Observation
1	Evaluate the teacher's ability to communicate concepts effectively and engage students in the learning process.
2	Assess the teacher's responsiveness to student queries, feedback, and the extent of support provided outside of regular class hours.
3	Look for signs of innovative teaching methods, technology integration, or creative approaches to make the subject matter more interesting and relevant.



Employer's Feedback Analysis

- Total number of Students' recorded feedback: 12
- Total number of questions attempted: 8
- Feedback Type: Online

TABULAR ANALYSIS OF EMPLOYER'S FEEDBACK

Sr. No.	Question Asked	Option Chooses by the Employers (In Percentage)			
		Strongly Agree	Agree	Neither Agree	Disagree
1.	The curriculum accomplished by the employees has relevance to industrial needs.	36.40	63.60	00	00
2.	The skills required for the employment is addressed in curriculum	41.70	58.30	00	00
3.	Extra-curricular courses offered by the Institution has enhanced productivity	36.40	63.60	00	00
4.	Essential soft skills provided by the institution has bearing on performance of the employer	41.70	58.30	00	00
5.	Necessary communication skills are provided by the Institution	58.30	41.70	00	00
6.	Syllabus is effective in developing skill oriented Human Resources.	66.70	33.30	00	00
7.	Syllabi need its revision for effective performances.	33.30	66.70	00	00
8.	Syllabus is effective in developing skill oriented human resources.	41.70	58.30	00	00



GRAPHICAL REPRESENTATION OF RESPONSES

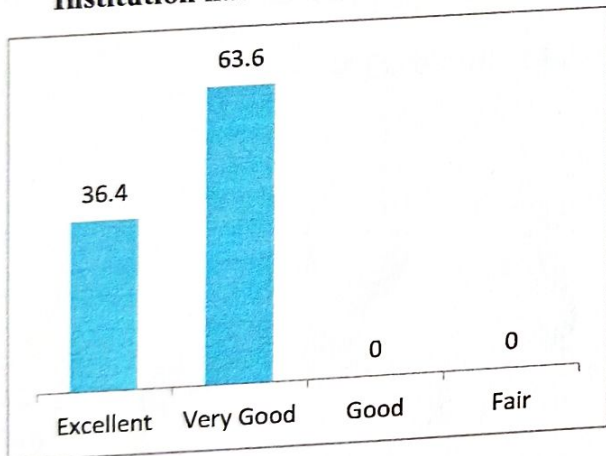
1. The curriculum accomplished by the employees has relevance to industrial needs.



2. The skills required for the employment is addressed in curriculum.



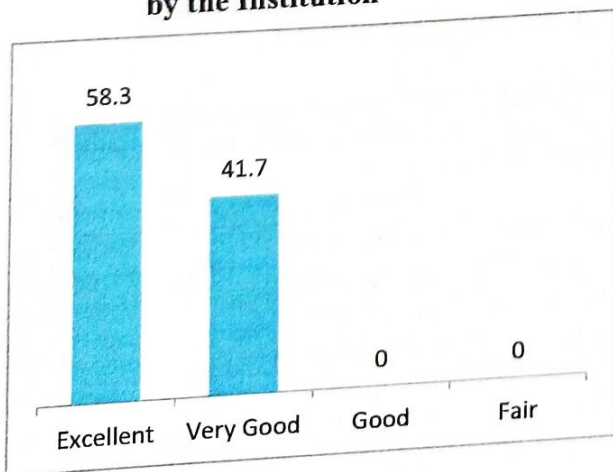
3. Extra-curricular courses offered by the Institution has enhanced productivity



4. Essential soft skills provided by the institution has bearing on performance of the employer



5. Necessary communication skills are provided by the Institution

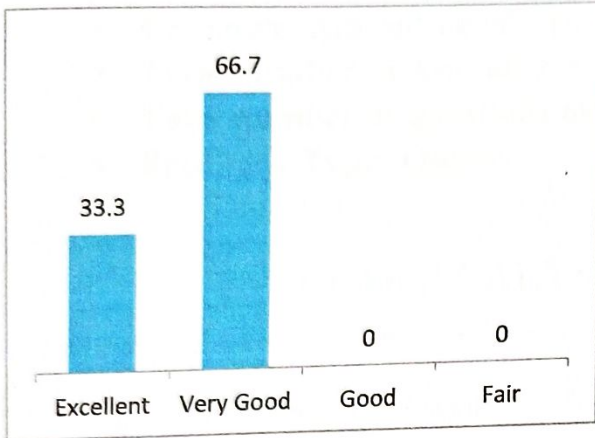


6. Syllabus is effective in developing skill oriented Human Resources.





7. Syllabi need its revision for effective performances.

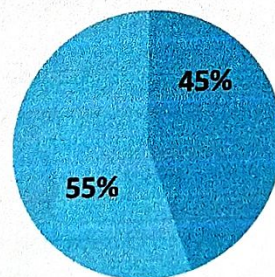


8. Syllabus is effective in developing skill oriented human resources.



Average Percentage of Each Response

■ Excellent ■ Very Good ■ Good ■ Fair



Observations of Employer Feedback Analysis

Sr. No.	Observation
1	Assess the level of preparedness and practical skills of graduates for the workforce.
2	Evaluate the graduates' ability to communicate effectively, both orally and in writing, and collaborate with team members.
3	Look for signs of adaptability and problem-solving skills in handling challenges or unforeseen circumstances.



Alumni Feedback Analysis

- **Category: Alumni Feedback**
- **Total number of Alumni recorded feedback: 31**
- **Total number of questions attempted: 13**
- **Feedback Type: Online**

TABULAR ANALYSIS OF ALUMNI FEEDBACK

Sr. No.	Question Asked	Option Chooses by the Employers (In Percentage)			
		Excellent	Very Good	Good	Fair
1.	How do you rate the coverage of courses during programme.	51.60	32.30	16.10	00
2.	How do you rate the curriculum helps in your employment.	51.60	35.50	12.90	00
3.	How do you rate the competitive examinations syllabus covered in programmed syllabus.	41.90	32.30	19.40	6.5
4.	How do you rate the syllabus applicability/relevance to real life situation?	45.20	29.00	22.60	3.2
5.	How do you rate the programme orient on institutional vision & mission?	35.50	41.90	19.40	3.2
6.	How do you rate course evaluation methods?	29.00	48.40	19.40	3.2
7.	Teachers inform you about your expected competencies, course outcomes and programme outcomes.	45.20	32.30	19.40	3.2
8.	The teachers identify your strengths and encourage you with providing right level of challenges.	48.40	35.50	16.10	00
9.	How do you rate the classroom teaching material about clarity and relevance to the syllabus?	32.30	48.40	16.10	3.2
10.	Teachers are able to identify your weaknesses and help you to overcome them.	51.60	32.30	16.10	00
11.	Teachers encourage you to participate in extracurricular activities.	46.70	36.70	16.70	00
12.	The overall quality of teaching –learning process during the entire programme is very good.	51.60	25.80	22.60	00
13.	How do you rate the focused towards the research orientation during the programme?	29.00	48.40	22.60	00

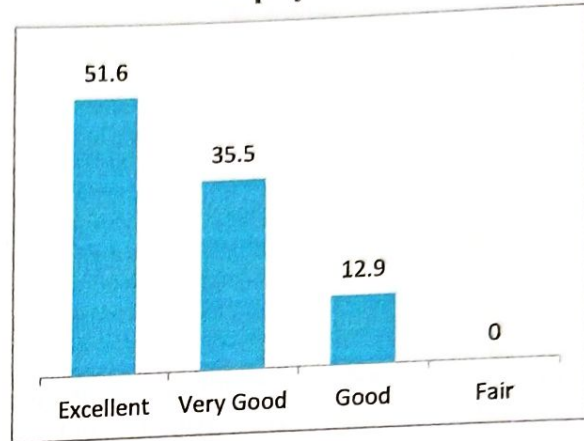


GRAPHICAL REPRESENTATION OF RESPONSES

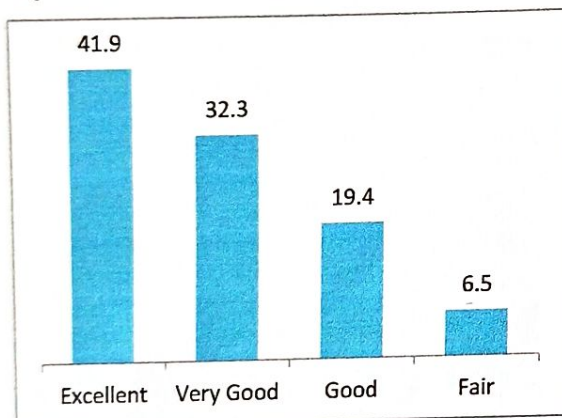
1. How do you rate the coverage of courses during programme.



2. How do you rate the curriculum helps in your employment.



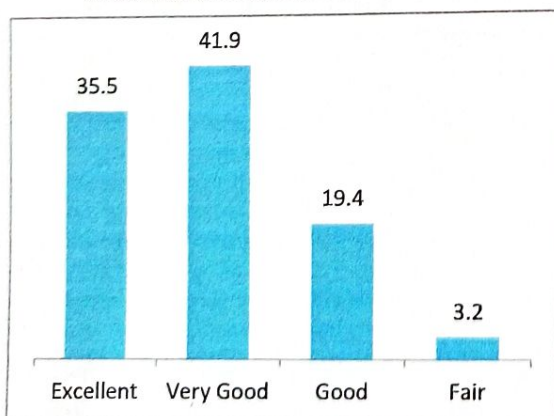
3. How do you rate the competitive examinations syllabus covered in programmed syllabus.



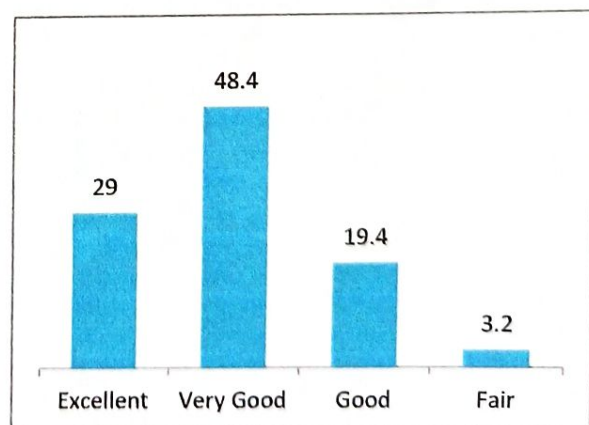
4. How do you rate the syllabus applicability/relevance to real life situation?



5. How do you rate the programme orient on institutional vision & mission?

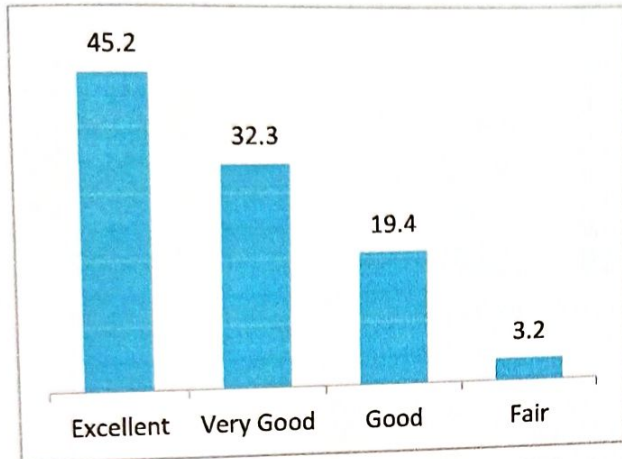


6. How do you rate course evaluation methods?





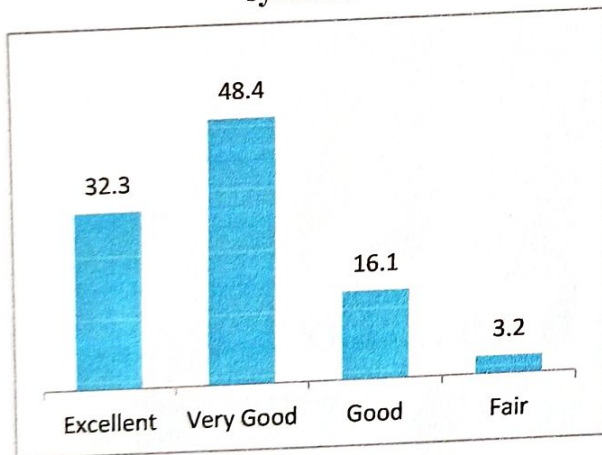
7. Teachers inform you about your expected competencies, course outcomes and programme outcomes.



8. The teachers identify your strengths and encourage you with providing right level of challenges.



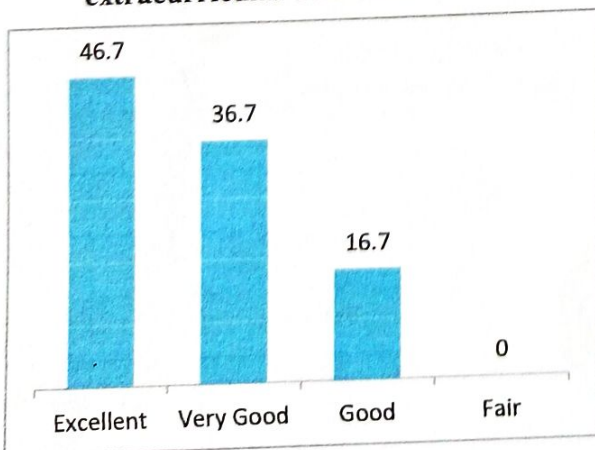
9. How do you rate the classroom teaching material about clarity and relevance to the syllabus?



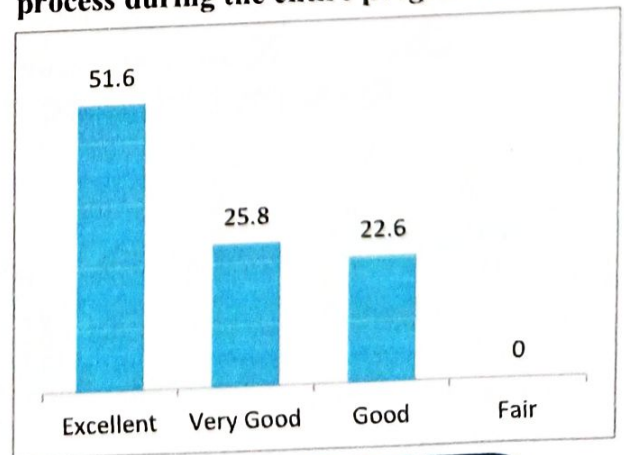
10. Teachers are able to identify your weaknesses and help you to overcome them.



11. Teachers encourage you to participate in extracurricular activities.

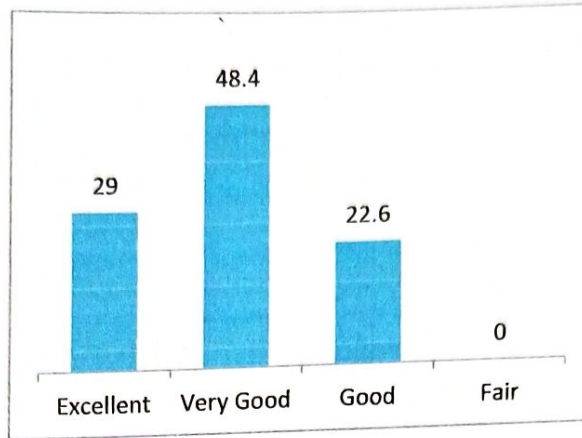


12. The overall quality of teaching-learning process during the entire programme is very



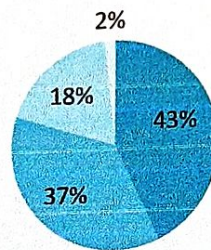


13. How do you rate the focused towards the research orientation during the programme?



Average Percentage of Each Response

■ Excellent ■ Very Good ■ Good ■ Fair




Observation of Alumni Feedback Analysis

Sr. No.	Observation
1	Evaluate the career progression of alumni since graduation, considering advancements in positions and industries.
2	Look at alumni involvement in community or industry-related activities and their contributions to the college community.
3	Gather feedback on how alumni perceive their overall college experience and the impact it had on their personal and professional growth.


IQAC Coordinator
 Mahatma Jyotiba Fule
 Mahavidyalaya, Amravati




Principal
 Mahatma Jyotiba Fule
 Mahavidyalaya, Amravati